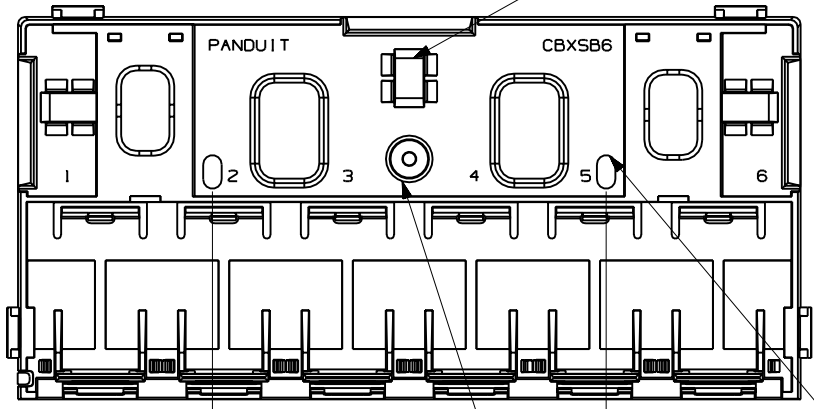


THIS COPY IS PROVIDED ON A RESTRICTED BASIS AND IS NOT TO BE USED IN ANY WAY DETRIMENTAL TO THE INTERESTS OF PANDUIT CORP.

COVER REMOVED FOR CLARITY

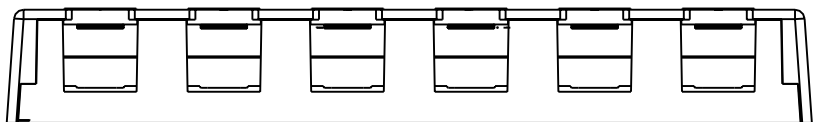
PAN-TY LOOPS FOR CABLE HOLD-DOWNS (3 PLACES)

BREAKOUT AREA (3 PLACES)



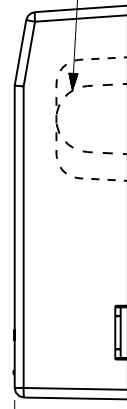
3.281
[83.34]

POST FOR TAMPER RESISTANT SCREW



6.71
[170.4]

KNOCK OUT MOUNTING HOLES FOR #6 PAN HEAD SCREW (INCLUDED)



3.283
[83.3]

.94
[24.0]

NOTES:

1. SEE CURRENT CATALOG FOR ADDITIONAL PART NUMBER SUFFIXES TO INDICATE COLOR AND OR PACKAGE QUANTITY.
2. SEE CATALOG FOR A COMPLETE LIST OF PARTS APPLICABLE FOR USE WITH THIS PART.
3. DIMENSIONS IN () ARE IN METRIC.
4. BOX INCLUDES:
 - 1- BOX BASE
 - 1- BOX COVER
 - 2- PLT1.51-M PAN-TY
 - 1- LABEL/ LABEL COVER
 - 2- MOUNTING SCREW
 - 1- MOUNTING SCREW (USED TO SECURE COVER TO BASE)
 - 2- STRIP OF 1.00" X .75" FOAM TAPE FOR MOUNTING
 - 1- STRIP OF 3.00" X .75" FOAM TAPE FOR MOUNTING
5. BASE HAS TWO POCKETS FOR OPTIONAL MAGNET (CSBM-X)
6. BREAKOUTS DESIGNED TO ACCEPT LD3/LDP3 AND LD5/LDP5 RACEWAY.
7. BASE MATERIAL THICKNESS= .090(2.29).

NO WARRANTY, EXPRESSED OR IMPLIED, IS MADE BY PANDUIT WITH RESPECT TO ADHESIVE BOND PERFORMANCE. AMONG OTHER THINGS, THE CONDITIONS UNDER WHICH THESE MOUNTS MAY BE APPLIED AND/OR THE SURFACE TO WHICH THEY MAY BE APPLIED ARE BEYOND PANDUIT'S CONTROL.

PANDUIT P/N	WEIGHT
CBXS6**-AY	1.57 LB/10 PCS (712.8 g/10 PCS)

DRAWING FILENAME	M02479EV_DC128_00A.PRT	SIZE	A
------------------	------------------------	------	---

MINI-COM 6 POSITION SHUTTERED SURFACE MOUNT BOX CUSTOMER DRAWING



I.I. NUMBER	N/A
PRODUCT SPEC	N/A
WORK INSTRUCTION	N/A
SCALE	NONE
PART NO.	CBXS6**-AY
DRAWING NO.	02479-128

ALL DIMENSIONS ARE GIVEN IN INCHES, UNLESS OTHERWISE SPECIFIED.
DIMENSIONAL TOLERANCES ARE: (.X) ± (.XXX) ± .010(.3) (.XX) ± .031(.8) ANGLES ±
THIRD ANGLE PROJECTION
DRAWN BY: JsP
DATE: 12-27-06
CHK'D
MATERIAL: BOX: ABS DOORS: PC

REV	DATE	BY	CHK	DESCRIPTION	ECN	R	CUST	SUP	OTH
R	12-27-06	JsP		RELEASED TO PRODUCTION	02479-128				